

# Amazing Grace

## Melody Tutorial



Tenthumbspro.com  
For educational purposes only

Key: G

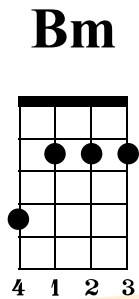
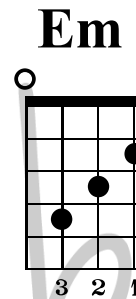
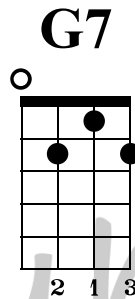
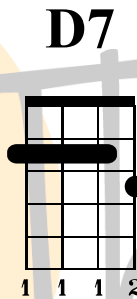
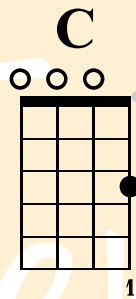
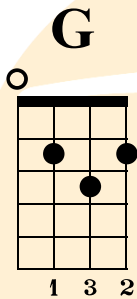
Harmony: G, G7, C, D7, Em, Bm

Time Signature: 3/4

BPM of Backing Track: 100 BPM

Video Tutorial: <https://www.youtube.com/watch?v=uuyByvX5zWU>

Chord Shapes:



Chord Progression

G ///	G ///	G ///	C ///
G ///	G ///	G ///	D7 ///
D7 ///	G ///	G7 ///	C ///
G ///	Em ///	Bm ///	G ///

Suggested Beginner Strum Pattern

1 & 2 & 3 & |  
x |  
D D U D U |

Suggested Intermediate Strum Pattern

1 & 2 & 3 & |  
x |  
P D U D |

D - Down  
U - Up  
X - Mute  
P - Pluck bass note with thumb

# Full Song

Musical notation for measures 1-4. Chords: G, G, C. Lyrics: A- maz- ing — Grace how sweet the

Musical notation for measures 5-8. Chords: G, D7. Lyrics: sound that saved a — wretch like me

Musical notation for measures 9-12. Chords: D7, G, G7, C. Lyrics: I once was — lost but now — am —

Musical notation for measures 13-16. Chords: G, Em, Bm, G. Lyrics: found, was blind but — now I see

- Feel free to layer the harmony with double stops by adding chord tones from the implied harmony.
- Grab a friend and take turns playing rhythm and lead!