

Halo Theme

Metal Cover
ToxicxEternity

Rhythm GTR 1

Dropped C
① = D ④ = C
② = A ⑤ = G
③ = F ⑥ = C

Rhythm GTR 2

Dropped C
① = D ④ = C
② = A ⑤ = G
③ = F ⑥ = C

Center Lead

Dropped C
① = D ④ = C
② = A ⑤ = G
③ = F ⑥ = C

Harmony 1

Dropped C
① = D ④ = C
② = A ⑤ = G
③ = F ⑥ = C

Harmony 2

Dropped C
① = D ④ = C
② = A ⑤ = G
③ = F ⑥ = C

♩ = 55

Intro

The image displays guitar tablature for the Intro of the Halo Theme. It consists of five tracks: a distortion track (dist.g...) and four overdrive tracks (od.g...). The music is in 4/4 time with a tempo of 55 BPM. The tablature is organized into two sections: measures 1-5 and measures 6-8. Each track shows a consistent rhythmic pattern of eighth notes across all measures, with the notes being muted (indicated by a horizontal bar) in every measure. The notes are: Track 1 (dist.g...): 4th fret D, 2nd fret A, 3rd fret F; Track 2 (od.g...): 4th fret D, 2nd fret A, 3rd fret F; Track 3 (od.g...): 4th fret D, 2nd fret A, 3rd fret F; Track 4 (od.g...): 4th fret D, 2nd fret A, 3rd fret F; Track 5 (od.g...): 4th fret D, 2nd fret A, 3rd fret F. The first section (measures 1-5) has a double bar line after measure 2. The second section (measures 6-8) starts at measure 6 and ends at measure 8.

Build-up

♩ = 137

24 25

dist.guit. TAB (4) (4) (4)

od.guit. TAB (4) (4) (4)

od.guit. TAB - -

od.guit. TAB (4) (4)

od.guit. TAB (7) (7)

26 27

TAB (4) (4) (4)

TAB (4) (4) (4)

TAB - -

TAB (4)

TAB (7)

P.M.-----

28 29

dist.guit.

T
A
B

4 4 4 4 4 4 4 4 4 4 4 4 4

3 3 3 3 3 3

P.M.-----

od.guit.

T
A
B

4 4 4 4 4 4 4 4 4 4 4 4 4

3 3 3 3 3 3

od.guit.

T
A
B

od.guit.

T
A
B

od.guit.

T
A
B

P.M.----- P.M. P.M. P.M.-----

30 31

T
A
B

4 4

3 3

P.M.----- P.M. P.M. P.M.-----

T
A
B

4 4

3 3

T
A
B

T
A
B

T
A
B

	P.M.-----↓	P.M.-----↓	P.M.-----↓
36			37
dist.guit.			
od.guit.			
od.guit.			
od.guit.			
od.guit.			

	P.M.-----↓	P.M.-----↓
38		39
od.guit.		
od.guit.		
od.guit.		
od.guit.		
od.guit.		

Main Riff cont.

40 P.M.-----┆ P.M.-----┆ P.M.-----┆

dist.guit. TAB 4 4 4 9 4 4 4 9 7 6 4 4 4 4

od.guit. TAB 4 4 4 9 4 4 4 9 7 6 4 4 4 4

od.guit. TAB - - - - -

od.guit. TAB - - - - - (11)

od.guit. TAB - - - - -

42 P.M.-----┆ 43 P.M.-----┆

TAB 4 4 4 6 4 4 4 4 4 7 4 4 4 4

TAB 4 4 4 6 4 4 4 4 4 7 4 4 4 4

TAB - - - - -

TAB (11) (11)

TAB 9 10 (12)

44 **P.M. -----** **P.M. -----** **P.M. -----** 45

dist.guit. TAB 4 4 4 9 4 4 4 9 7 6 4 4 4 (4) |.

od.guit. TAB 4 4 4 9 4 4 4 9 7 6 4 4 4 (4) |.

od.guit. TAB (14) (16)

od.guit. TAB (11) (11)

od.guit. TAB (12) (12)

P.M. ----- **P.M. -----**

46 47

TAB 4 4 4 (6) 4 4 4 4 (7) |.

TAB 4 4 4 (6) 4 4 4 4 (7) |.

TAB (17) (17)

TAB (11) 14 16 (17) (19)

TAB (12) 9 10 (12)

Chorus

48

P.M. -----|

dist.guit. TAB 4 4 4 9 4 4 4 9 7 6 4 4 4 4 4 2 0 0 2

P.M. -----|

od.guit. TAB 4 4 4 9 4 4 4 9 7 6 4 4 4 4 4 2 0 0 2

P.M. -----|

od.guit. TAB (17)

P.M. -----|

od.guit. TAB (21)

P.M. -----|

od.guit. TAB (12)

50

P.M. P.M. P.M. P.M. H P P.M. -----|

51

TAB 2 2 2 2 0 2 0 0 2 0 6 4 4 4 4 4 4 2 0 0 2

P.M. P.M. P.M. P.M. H P P.M. -----|

TAB 2 2 2 2 0 2 0 0 2 0 6 4 4 4 4 4 4 2 0 0 2

Verse

56 P.M. P.M. P.M. P.M. H P P.M. -----

dist.guit. TAB 2 2 2 2 0 2 0 0 2 0 6 4 4 4 4

od.guit. TAB 2 2 2 2 0 2 0 0 2 0 6 4 4 4 4

od.guit. TAB 14 14-16-17 16-17

od.guit. TAB

od.guit. TAB

58 P.M. ----- 59 P.M. -----

TAB 4 4 4 6 4 4 4 7 4 4 4 7

TAB 4 4 4 6 4 4 4 7 4 4 4 7

TAB 16-14 16-11 12-14 11 14 16 14 16 14 11 13 14

TAB 12 14 14

TAB 16 17 19

60 P.M.-----+ dist.guit. TAB 4 4 4 9 4 4 4 9 7 6 4 4 4 4 4 4 4 6

61 P.M.-----+ od.guit. TAB 4 4 4 9 4 4 4 9 7 6 4 4 4 4 4 4 4 6

od.guit. TAB 16 7 14 7 (16) 14 14 14 16 13 16

od.guit. TAB (14) 14 12 14 12 14 14 14 12 10 14 14 14 14 14 14 14

od.guit. TAB (19) 17 16 17 16 18 19 17 16 18 17 19 16 17 19 19 17 19

Verse cont.

62 P.M. -----| P.M. -----| P.M. -----| P.M. -----|

dist.guit. TAB 4 4 4 7 4 4 4 9 4 4 4 4 4 4 4 6

od.guit. TAB 4 4 4 7 4 4 4 9 4 4 4 4 4 4 4 6

od.guit. TAB 14 14 14 (16)

od.guit. TAB 14 14 14 14 14 14 16 14 14 12 14 11 14 11

od.guit. TAB 16 17 18 19 17 19 16 17 19 19 17 19 21 19 21

Detailed description: This page of guitar tablature is for the 'Verse cont.' section. It consists of five staves. The first two staves are for a distorted guitar (dist.guit.) and an overdriven guitar (od.guit.), both playing a similar melodic line with triplets of notes (4-4-4) and power chords (7, 9, 4, 4, 4, 6). Above these staves are four 'P.M.' (pick mute) markings. The third staff is an overdriven guitar part (od.guit.) with notes 14, 14, 14, and a circled 16. The fourth and fifth staves are also overdriven guitar parts (od.guit.) with notes 14, 14, 14, 14, 14, 14, 16, 14, 14, 12, 14, 11, 14, 11 and 16, 17, 18, 19, 17, 19, 16, 17, 19, 19, 17, 19, 21, 19, 21 respectively. The tablature includes various techniques such as triplets, power chords, and circled notes.

64 **P.M.**-----+ | **P.M.**-----+ | 65 **P.M.**-----+ | **P.M.**-----+ |

dist.guit. TAB
 4 4 4 7 4 4 4 9 4 4 4 4 4 4 4 6
 4 4 4 7 4 4 4 9 4 4 4 4 4 4 4 6
 3 3 3 3

od.guit. TAB
 4 4 4 7 4 4 4 9 4 4 4 4 4 4 4 6
 4 4 4 7 4 4 4 9 4 4 4 4 4 4 4 6
 3 3 3 3

od.guit. TAB
 - - - - -

od.guit. TAB
 12 11 14 11 14 12 12 14 16 21 21 21 21 21 21
 3 3 3 3 3 3 3 3 3 3 3 3 3 3 3 3

od.guit. TAB
 17 16 19 16 19 17 16 17 19 19 19 16 17 16 17
 3 3 3 3 3 3 3 3 3 3 3 3 3 3 3 3

70

dist. guit.
T
A (4)
B (2)
(4)

od. guit.
T
A (4)
B (2)
(4)

od. guit.
T 17 17 19 19 17 17 19 16 17 16 19 17
A
B

od. guit.
T -
A
B

od. guit.
T -
A
B

Chorus

71 P.M. -----+ P.M. P.M. P.M. P.M. P.M. P.M. H P

72

T
A 4 4 4 4 4 2 2 2 2 0 2 0 0 2 0 6
B 4 4 4 4 4 4 0 0 0 1 1 1 1 1 1 1

P.M. -----+ P.M. P.M. P.M. P.M. P.M. P.M. H P

T
A 4 4 4 4 4 2 2 2 2 0 2 0 0 2 0 6
B 4 4 4 4 4 4 0 0 0 1 1 1 1 1 1 1

T (19)
A
B

T
A
B

T
A
B

	P.M.-----+ 73	P.M.	P.M.	P.M.	P.M.	P.M.	P.M.	H P
dist.guit.	T A B	4 4 4 4 4 4 4 4	4 2 2 4 0 0 0	2 2 2 2 1 1 1 1	2 2 2 2 1 1 1 1	0 2 0 3	0 2 0 3	6
	P.M.-----+ 73	P.M.	P.M.	P.M.	P.M.	P.M.	P.M.	H P
od.guit.	T A B	4 4 4 4 4 4 4 4	4 2 2 4 0 0 0	2 2 2 2 1 1 1 1	2 2 2 2 1 1 1 1	0 2 0 3	0 2 0 3	6
od.guit.	T A B	-	-	-	-	-	-	-
od.guit.	T A B	-	-	-	-	-	-	-
od.guit.	T A B	-	-	-	-	-	-	-

	P.M.-----+ 75	P.M.	P.M.	P.M.	P.M.	P.M.	P.M.	H P
	T A B	4 4 4 4 4 4 4 4	4 2 2 4 0 0 0	2 2 2 2 1 1 1 1	2 2 2 2 1 1 1 1	0 2 0 3	0 2 0 3	6
	P.M.-----+ 75	P.M.	P.M.	P.M.	P.M.	P.M.	P.M.	H P
	T A B	4 4 4 4 4 4 4 4	4 2 2 4 0 0 0	2 2 2 2 1 1 1 1	2 2 2 2 1 1 1 1	0 2 0 3	0 2 0 3	6
	T A B	-	-	-	-	-	-	-
	T A B	-	-	-	-	-	-	-
	T A B	-	-	-	-	-	-	-

83 **P.M. -----|** **P.M. -----|** 84 **P.M. -----|** **P.M. -----|**

dist.guit. **TAB**
 6 6 6 6 6 6 6 8 4 4 6 6
 6 6 6 6 6 6 6 8 6 6 6 6
 3 3 3 3

od.guit. **TAB**
 6 6 6 6 6 6 8 8 4 4 6 6
 6 6 6 6 6 6 6 8 6 6 6 6
 3 3 3 3

od.guit. **TAB**
 16 16 16 18 15 18 16 16 16 (18)
 16 16 16 16 16 16 16 16 16 16 18 16
 3 3 3 3 3 3 3 3 3 3 3 3

od.guit. **TAB**
 18 19 20 21 21 21 21 18 21 19 21 18 19 21
 18 19 20 21 19 21 19 21 18 19 20 21 19 21 18 19 21
 3 3 3 3 3 3 3 3 3 3 3 3 3 3 3 3

Verse cont.

85 P.M.-----+ P.M.-----+ 86 P.M.-----+ P.M.-----+

dist.guit. TAB 6 6 6 6 6 6 6 6 8 4 4 6 6 6 6 6

od.guit. TAB 6 6 6 6 6 6 6 6 8 4 4 6 6 6 6 6

od.guit. TAB - - - - -

od.guit. TAB 16 14 16 13 7 16 13 14 13 16 13 16 14 14 16 18

od.guit. TAB 21 19 21 23 7 21 23 19 18 21 18 21 19 18 19 21

The image displays a guitar tablature for a piece titled "Verse cont.". It consists of five staves. The first two staves are for a distorted guitar (dist.guit.) and an overdriven guitar (od.guit.), both using a tremolo bar (T) and a pick (P). The first two staves show a sequence of chords: a D major chord (TAB: 6 6 6 6) and an F major chord (TAB: 6 6 6 8). The third staff is an empty overdriven guitar staff. The fourth and fifth staves show a sequence of chords: a D major chord (TAB: 16 14 16 13), an F major chord (TAB: 16 13 14 13), a D major chord (TAB: 16 13 16 14), and an F major chord (TAB: 16 14 14 16). The sixth staff shows a sequence of chords: a D major chord (TAB: 21 19 21 23), an F major chord (TAB: 21 23 19 18), a D major chord (TAB: 21 18 21 18), and an F major chord (TAB: 21 19 18 19). The tablature includes various musical notations such as fret numbers, bar lines, and dynamic markings like "P.M." (piano).

P.M.

91

dist.guit.

TAB
2 4
|
3
4
2
4
|.

P.M.

od.guit.

TAB
2 4
|
3
4
2
4
|.

od.guit.

TAB
16 19 19 19 17 17 19 19 17 17 19 19
|
3 3 3 3

od.guit.

T
A
B

od.guit.

T
A
B

92

T
A
B (4)
(2)
(4)

T
A
B (4)
(2)
(4)



TAB
17 17 19 19 17 17 19 16 17 16 19 17
|
3 3 3 3

T
A
B


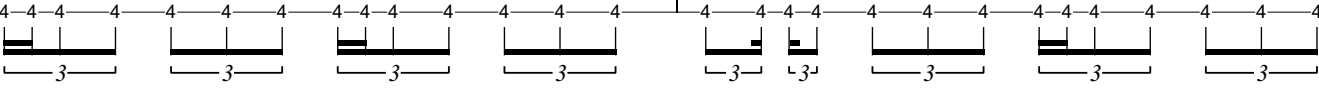
T
A
B

Breakdown

P.M. -----

	101	102
dist.guit.	TAB	
	4 4 4 4 4 4 4 4 4 4 4 4 4 4 4 4 4 4 4 4	4 4 4 4 4 4 4 4 4 4 4 4 4 4 4 4 4 4 4 4
		
	P.M. -----	
od.guit.	TAB	
	4 4 4 4 4 4 4 4 4 4 4 4 4 4 4 4 4 4 4 4	4 4 4 4 4 4 4 4 4 4 4 4 4 4 4 4 4 4 4 4
		
od.guit.	TAB	
	-	-
od.guit.	TAB	
	-	-
od.guit.	TAB	
	-	-

P.M. -----

	103	104
	TAB	
	4 4 4 4 4 4 4 4 4 4 4 4 4 4 4 4 4 4 4 4	4 4 4 4 4 4 4 4 4 4 4 4 4 4 4 4 4 4 4 4
		
	P.M. -----	
	TAB	
	4 4 4 4 4 4 4 4 4 4 4 4 4 4 4 4 4 4 4 4	4 4 4 4 4 4 4 4 4 4 4 4 4 4 4 4 4 4 4 4
		
	TAB	
	-	-
	TAB	
	-	-
	TAB	
	-	-

P.M. -----

109

110

dist.guit.

TAB

P.M. -----

od.guit.

TAB

od.guit.

TAB

od.guit.

TAB

od.guit.

TAB

P.M. -----

111

112

dist.guit.

TAB

P.M. -----

od.guit.

TAB

od.guit.

TAB

od.guit.

TAB

od.guit.

TAB

113 P.M.----- 114 P.M.-----

dist.guit. TAB 6 4 4-4-4 4-4-4 4-4-4 4-4-4 4-4-4 2 4 4-4-4 4-4-4 4-4-4 4-4-4 4-4-4

od.guit. TAB 6 4 4-4-4 4-4-4 4-4-4 4-4-4 4-4-4 2 4 4-4-4 4-4-4 4-4-4 4-4-4 4-4-4

od.guit. TAB - -

od.guit. TAB - -

od.guit. TAB - -

Breakdown cont.

115 116

TAB (4) (4) (4) (4) (4) (4)

TAB (4) (4) (4) (4) (4) (4)

TAB - -

TAB - -

TAB - -

P.M.-----

121

dist.guit. TAB 4 4 4 4 4 4 4 4 4 4 4 4 4 4 4 4 4 4

od.guit. TAB 4 6 6 4 6 6 4 6 6 4 6 6 4 6 6

od.guit. TAB 17 17 17 17 17 17 17 17 17 17 17 17 17 17 17 16 16 16 16 16 16

od.guit. TAB

od.guit. TAB

P.M.-----

122

123

dist.guit. TAB 4 4 4 4 4 4 4 4 4 4 4 4 4 4 4 4 4 4

od.guit. TAB (4) (6) 6 4 6 6 4 6 6 4 6 6 4 6 6 (4) (6) 6 4 6 6 4 6 6 4 6 6

od.guit. TAB 12 12 12 12 12 12 12 12 12 12 12 12 12 12 12 16 16 16 16 16 16

od.guit. TAB

od.guit. TAB

124 125

dist.guit. TAB 4 4 4 4 4 4 4 4 4 4 4 4 4 0 5 2 2 2 5 0 5 2 2 2 5

od.guit. TAB (4) (6) 6 6 4 6 6 4 6 6 4 6 6 5 7 7 5 7 5 7 7 5 7 7 5 7 7

od.guit. TAB 14-14-14-14-14-14-14-14-14-14-14 6-6 6-6 6-6 5-5 5-5 5-5 7-7 7-7 7-7 7-7 7-7 7-7 7-7 7-7 7-7 7-7 10-10-10-10-10

od.guit. TAB

od.guit. TAB

Detailed description: This block contains the musical notation for measures 124 and 125. It features four systems of notation. The first system is for a distorted guitar (dist.guit.), showing a sequence of chords with fret numbers (4, 4, 4, 4, 4, 4, 4, 4, 4, 4, 4, 4, 4) and triplets, followed by chords with fret numbers (0, 5, 2, 2, 2, 5, 0, 5, 2, 2, 2, 5). The second system is for an ordinary guitar (od.guit.), showing chords with fret numbers (4, 6, 6, 6, 4, 6, 6, 4, 6, 6, 4, 6, 6, 5, 7, 7, 5, 7, 5, 7, 7, 5, 7, 7, 5, 7, 7). The third system is another ordinary guitar part, showing a sequence of chords with fret numbers (14-14-14-14-14-14-14-14-14-14-14, 6-6 6-6 6-6, 5-5 5-5 5-5, 7-7 7-7 7-7 7-7 7-7 7-7 7-7 7-7 7-7 10-10-10-10-10). The fourth and fifth systems are empty guitar staves with 'TAB' labels.

126 127

dist.guit. TAB (2) (2) 2 2 2 2 2 2 2 2 2 2 2 2 2 (2) (2) 2 2 2 2 2 2 2 2 2 2 2 2 2

od.guit. TAB (5) (7) 7 7 5 7 7 5 7 7 5 7 7 5 7 7 5 7 7 5 7 7 5 7 7 5 7 7 5 7 7

od.guit. TAB 12-12-12-12-12-12-12-12-12-12-12-12-12-12-12-12-12-12 9-9 9-9 9-9 9-9 9-9 9-9 9-9 9-9 9-9 9-9 9-9 9-9 9-9 9-9 9-9 9-9

od.guit. TAB

od.guit. TAB

Detailed description: This block contains the musical notation for measures 126 and 127. It features four systems of notation. The first system is for a distorted guitar (dist.guit.), showing a sequence of chords with fret numbers ((2), (2), 2, 2, 2, 2, 2, 2, 2, 2, 2, 2, 2, 2, (2), (2), 2, 2, 2, 2, 2, 2, 2, 2, 2, 2, 2). The second system is for an ordinary guitar (od.guit.), showing chords with fret numbers ((5), (7), 7, 7, 5, 7, 7, 5, 7, 7, 5, 7, 7, 5, 7, 7, 5, 7, 7, 5, 7, 7, 5, 7, 7, 5, 7, 7). The third system is another ordinary guitar part, showing a sequence of chords with fret numbers (12-12-12-12-12-12-12-12-12-12-12-12-12-12-12-12-12-12, 9-9 9-9 9-9 9-9 9-9 9-9 9-9 9-9 9-9 9-9 9-9 9-9 9-9 9-9 9-9 9-9). The fourth and fifth systems are empty guitar staves with 'TAB' labels.

132 **P.M.** **P.M.** **P.M.** **P.M.** H P **P.M.-----** **P.M.** **P.M.**

dist.guit. TAB 2 2 2 2 1 1 1 1 0 2 0 0 2 0 6 4 4 4 4 4 4 4 4 4 4 4 4 4 2 2 2 0 0 0

od.guit. TAB 2 2 2 2 1 1 1 1 0 2 0 0 2 0 6 4 4 4 4 4 4 4 4 4 4 4 4 4 2 2 2 0 0 0

od.guit. TAB - - - - -

od.guit. TAB - - - - -

od.guit. TAB - - - - -

134 **P.M.** **P.M.** **P.M.** **P.M.** H P **P.M.-----** **P.M.** **P.M.**

TAB 2 2 2 2 1 1 1 1 0 2 0 0 2 0 6 4 4 4 4 4 4 4 4 4 4 4 4 4 2 2 2 0 0 0

TAB 2 2 2 2 1 1 1 1 0 2 0 0 2 0 6 4 4 4 4 4 4 4 4 4 4 4 4 4 2 2 2 0 0 0

TAB - - - - - P 9 5 7 6 7 9 4 9 7 6 7 5 9 5 7 6 7 9 4 9 7 6 7 5

TAB - - - - - H P 5 9 5 7 6 7 9 4 9 7 6 7 5 9 5 7 6 7 9 4 9 7 6 7 5

TAB - - - - -

TAB - - - - -

