



How do I shift between the phases?



The first thing you need to do is choose the tile tool. It is the one highlighted in this screen clipping that looks like three blocks stacked on top of each other.




Next, click the map (this selects the top tile) and then right click.

In the top right corner of the map you now have 4 small icons. Just send this tile to the back (the down arrow button) and the next one should be right under it!

To toggle through them quickly remember after you send to back, re-click the map to get the top tile, otherwise you will still have the tile that is now in the back and hidden selected!

Now, un-choose the tiles tool, so you don't accidentally move things.



For added assurance you won't accidentally move it, you can also click the tile, and then right click it again. In the other (top-right) corner you can lock it.

You can NOT send it to the back if it is locked. So if you lock it you will need to unlock to switch between phases 😊