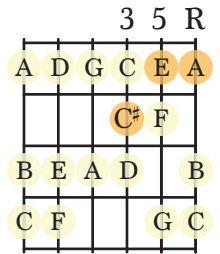
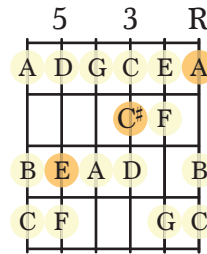
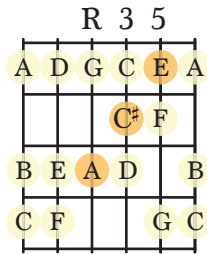
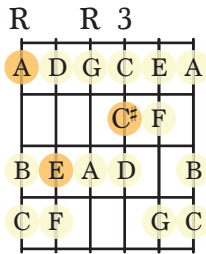
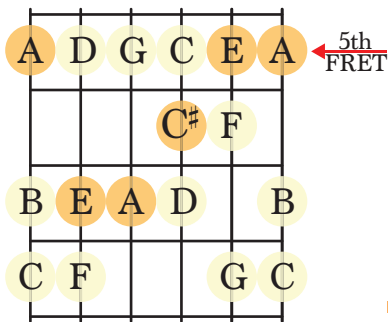


### E SHAPE

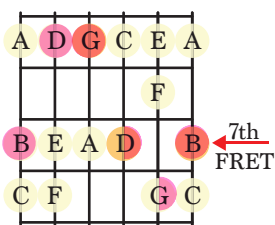
Like the A Shape, the E Shape contains one third. This limits the number of voicings you can make, but also makes it pretty straightforward. Here are a few examples of voicings:

E Shaped  
A Major Triad

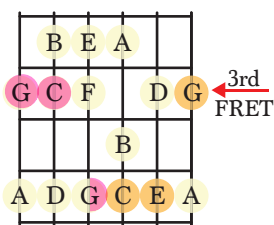


### HOMEWORK 1: Each shape below is labeled one of the five CAGED shapes. Fill in the rest of the shape for each triad

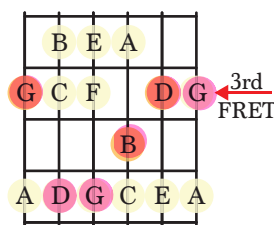
D shaped  
G triad



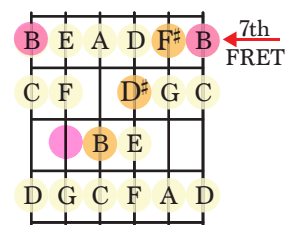
A shaped  
C triad



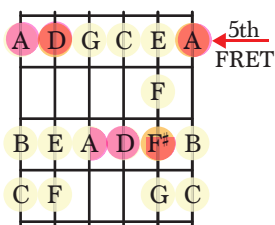
E shaped  
G Triad



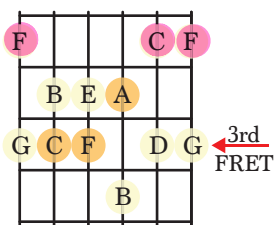
E shaped  
B Triad



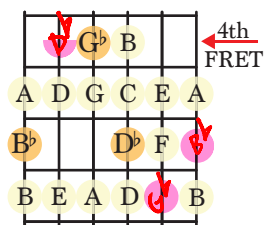
A shaped  
D triad



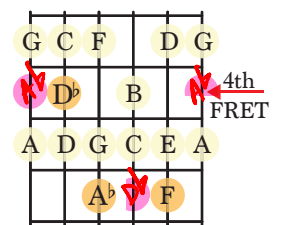
E shaped  
F triad



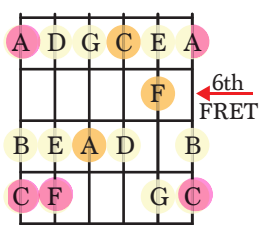
D shaped  
G<sup>b</sup> Triad



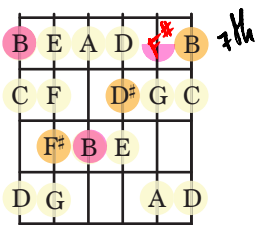
A shaped  
D<sup>b</sup> Triad



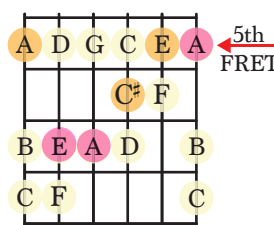
C shaped  
F triad



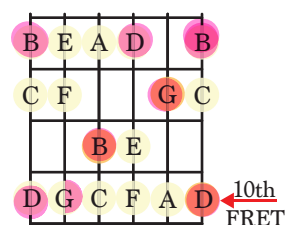
E shaped  
B triad



E shaped  
A Triad



C shaped  
G Triad



HOMEWORK 2

Using the provided root note, create an E Shaped triad.

A Major Triad  
R A 3 C\* 5 E

A guitar fretboard diagram for the A Major Triad. The notes A, C\*, and E are circled in green. The root note A is on the 5th fret of the 5th string. The 3rd fret C\* is on the 4th string. The 5th fret E is on the 2nd string. Other notes on the fretboard include B, D, G, and F.

D Major Triad  
R D 3 F\* 5 A

A guitar fretboard diagram for the D Major Triad. The notes D, F\*, and A are circled in green. The root note D is on the 2nd fret of the 4th string. The 3rd fret F\* is on the 3rd string. The 5th fret A is on the 1st string. Other notes on the fretboard include B, E, G, and C.

C Major Triad  
R C 3 E 5 G

A guitar fretboard diagram for the C Major Triad. The notes C, E, and G are circled in green. The root note C is on the 1st fret of the 5th string. The 3rd fret E is on the 4th string. The 5th fret G is on the 2nd string. Other notes on the fretboard include B, A, D, F, and G.

B Major Triad  
R B 3 D\* 5 F\*

A guitar fretboard diagram for the B Major Triad. The notes B, D\*, and F\* are circled in green. The root note B is on the 2nd fret of the 5th string. The 3rd fret D\* is on the 4th string. The 5th fret F\* is on the 2nd string. Other notes on the fretboard include A, E, G, C, and F.

G Major Triad  
R G 3 B 5 D

A guitar fretboard diagram for the G Major Triad. The notes G, B, and D are circled in green. The root note G is on the 3rd fret of the 6th string. The 3rd fret B is on the 5th string. The 5th fret D is on the 4th string. Other notes on the fretboard include A, E, C, and F.

E Major Triad  
R E 3 G\* 5 B

A guitar fretboard diagram for the E Major Triad. The notes E, G\*, and B are circled in green. The root note E is on the 1st fret of the 5th string. The 3rd fret G\* is on the 4th string. The 5th fret B is on the 2nd string. Other notes on the fretboard include A, D, C, and F.

Once you've circled all the notes needed for the E shape, grab a pen with a different color and circle rest of the shapes (D, C, A, & G) where possible.